

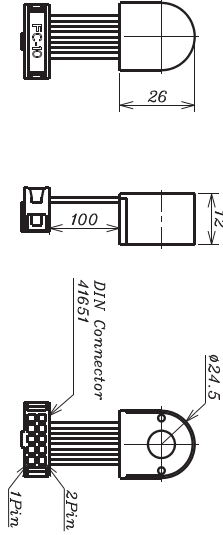


Optical Encoder AM-EN24-T 103 Series

ASSUN MOTOR

2015 edition. Specifications are subject to change without notice.

PARAMETERS



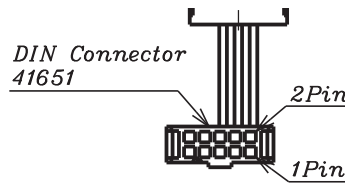
PARAMETERS/MODELS	AM-EN24-T500-002	AM-EN24-T512-002	AM-EN24-T1000-002	AM-EN24-T1024-002	AM-EN24-T2000-002	AM-EN24-T2048-002	Max10000cpr
DIAMETER	24.5	24.5	24.5	24.5	24.5	24.5	———
PPR/TURN	500	512	1000	1024	2000	2048	———
MAX CHANNELS	2	2	2	2	2	2	———
MAX WORKING FREQ. (KHz)	60~1000	60~1000	60~1000	60~1000	60~1000	60~1000	———
DIRECTION SIGNAL	NO	NO	NO	NO	NO	NO	———
DRIVE (Differential Output)	YES	YES	YES	YES	YES	YES	———

INFORMATION

TECHNICAL PARAMETERS

POWER V_{CC}	5V±5%
V_{CC}=5.0V SIGNAL	TTL COMPATIBLE
OPERATING TEMPERATURE	-25~80°C
INERTIA (Max)	1.65g.cm ²
OUTPUT CURRENT , each channel	1.5mA(max)

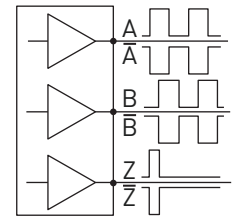
CONNECTOR: 41651



Definition

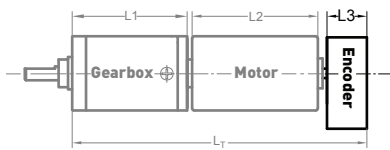
1. NC	2. V_{CC}
3. GND	4. NC
5. A-	6. A+
7. B-	8. B+
9. Z-	10. Z+

CONNECTION DIAGRAM



RECOMMENDED COMBINATION

AM-EN24-T**** COMBINATION SCHEME



Recommend Gearbox:
Planetary Gearbox:
AM-22P
AM-26P
AM-28P
AM-32P

Recommend Motor:
BRUSHLESS Motor:
AM-BL24***A/B
AM-BL28***A/B

For more motor and gearbox specs, see Assun Motor website.

Please tell us if there is vibration in application. Clients should pay attention to the integrity and reliability of the transmitted signal.

REMARKS

Clients can choose gearbox and encoder to match with this motor. Some combinations are listed here for reference.

Motor Data Tested at 25°. Motor Operation exceeds continuous limits of operating range will compromise the life of the device.

TOTAL LENGTH (GEARBOX AND MOTOR): L _T = L ₁ + L ₂ + L ₃ (=10.0mm)					
L1:28P	L1:32P	L2: BL28	L1:22P	L1:28P	L2: BL24
28.4	31.2	45.0	22.4	28.4	53.0
34.7	38.6		27.5	34.7	
41.0	46.2		32.5	41.0	
47.3	53.6		37.5	47.3	
			42.6		