

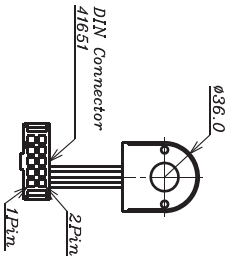
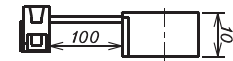
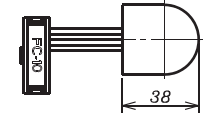


Optical Encoder AM-EN36-T 002 Series

ASSUN MOTOR

2015 edition. Specifications are subject to change without notice.

PARAMETERS



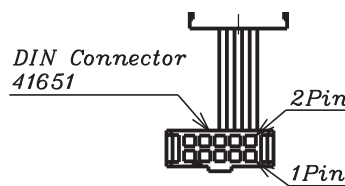
PARAMETERS / MODELS	AM-EN36-T1000-002	AM-EN36-T1024-002	AM-EN36-T2000-002	AM-EN36-T2048-002	AM-EN36-T4000-002	AM-EN36-T4096-002	Max 10000cpr
DIAMETER	24.5	24.5	24.5	24.5	24.5	24.5	—
PPR/TURN	1000	1024	2000	2048	4000	4096	—
MAX CHANNELS	2	2	2	2	2	2	—
MAX WORKING FREQ. (KHz)	60-1000	60-1000	60-1000	60-1000	60-1000	60-1000	—
DIRECTION SIGNAL	NO	NO	NO	NO	NO	NO	—
DRIVE (Differential Output)	NO	NO	NO	NO	NO	NO	—

INFORMATION

TECHNICAL PARAMETERS

POWER V_{CC}	5V±5%
V_{CC}=5.0V SIGNAL	TTL COMPATIBLE
OPERATING TEMPERATURE	-25-80°C
INERTIA (Max)	11.1g.cm ²
OUTPUT CURRENT, each channel	1.5mA(max)

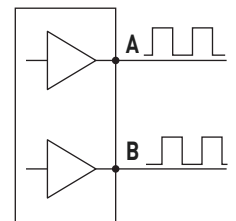
CONNECTOR: 41651



Definition

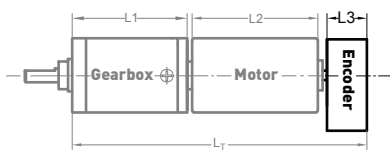
1. NC	2. V _{CC}
3. A+	4. B+
5. GND	6. NC
7. NC	8. NC
9. NC	10. NC

CONNECTION DIAGRAM



RECOMMENDED COMBINATION

AM-EN36-T**** COMBINATION SCHEME



Recommend Gearbox:
Planetary Gearbox:
AM-36P
AM-45P

Recommend Motor:
BRUSHLESS Motor:
AM-BL36***A/B
AM-BL45***A/B

TOTAL LENGTH (GEARBOX AND MOTOR): L_T = L₁ + L₂ + L₃ (=10.0mm)

L1:45P	L2: BL45	L1:36P	L1:45P	L2: BL36
38.6	100.0	34.1	38.6	60.0
49.4		42.7	49.4	
60.2		51.3	60.2	
71.0		59.9	71.0	

For more motor and gearbox specs,
see Assun Motor website.

Please tell us if there is vibration in application. Clients should pay attention to the integrity and reliability of the transmitted signal.

REMARKS

Clients can choose gearbox and encoder to match with this motor. Some combinations are listed here for reference.

Motor Data Tested at 25°. Motor Operation exceeds continuous limits of operating range will compromise the life of the device.

ASSUN MOTOR

www.assunmotor.com | info@assunmotor.com